



YANMAR



SV19VT

MINI EXCAVATOR

Operating weight (canopy / cabin)

1880 / 1970 kg

Engine

3TNV76-QBVA

Digging force (short arm / long arm)

11,4 kN / 9,3 kN

Digging force (bucket)

16,7 kN

OPTIMIZED PERFORMANCE FOR THE TOUGHEST APPLICATIONS





INNOVATIVE DESIGN

Designed to excel in even the most demanding environments, the SV19vr is reliable, robust and rental tough. Thanks to the upper positioning of the boom cylinder, hydraulic hoses routed inside the boom and bucket/arm cylinder guards fitted as standard, operators are guaranteed class-leading protection to minimize unnecessary downtime.



POWERFUL ENGINE

Combining exceptional performance with low fuel consumption, the SV19vr adopts Yanmar's state-of-the-art, Stage V-compliant, mechanically-controlled 3-cylinder indirect injection engine from its globally-acclaimed TNV series.



UNMATCHED STABILITY

With an operating weight of 1,970kg, variable undercarriage (980-1,320mm) and optional additional counterweight (50kg), the SV19vr ensures optimum stability and outstanding flexibility to suit every application. Available with either short or long digging arms and levelling blades, operators benefit from versatility and adaptability.



CLASS-LEADING VERSATILITY

The SV19vr has been designed with simplicity and useability firmly in mind. An optional fourth proportional and adjustable hydraulic circuit, alongside optional quick hitch supply line, enable the easy operation of an extended range of work tools.



ON-SITE SAFETY

To maximize safety on site, the SV19vr meets the highest levels of ROPS, TOPS and FOPS I certification for canopy and cabin. Alongside boom LED work lights and an orange seatbelt as standard, operators can specify buckle sensor, orange/green beacons, travel alarms and a polycarbonate front shield (canopy model) as optional extras to ensure unparalleled protection



UNIQUE HYDRAULICS

The optimized combination of speed, smoothness and power, the SV19vr adopts Yanmar's ViPPS hydraulic system. Cumulating the flow of separate pumps, the configuration allows simultaneous operation of attachments, even while travelling.



EXCEPTIONAL PRODUCTIVITY

Compact, durable, reliable and dependable, the SV19vr offers ultimate productivity in a highly compact package. Clever design ensures a long service life, low fuel consumption and easy maintenance access – resulting in a highly affordable total cost of ownership.



POWERFUL, PRODUCTIVE AND COMPACT


Perfectly suited to earthmoving applications in tight urban job sites or residential properties, the SV19vr is powerful, compact and highly versatile. Thanks to a short turning radius at both the front and rear, alongside a wide boom swing amplitude, operators benefit from outstanding performance and class-leading capability.

Compact dimensions and a transport weight of 1,750kg/1,840kg (canopy/cabin) mean the SV19vr can be easily moved between work sites, along with buckets and a work tool, on a standard 3.5 tons GVW trailer. Four tie-down points on the track frames (standard) and four on the turning frame (optional) facilitate transport preparation.



ROBUST, RELIABLE AND DEPENDABLE

Designed to excel, the SV19vr benefits from numerous features to optimize productivity and guarantee a low total cost of ownership. From the upper positioning of the boom cylinder and hydraulic hoses routed inside the boom itself, to bucket/arm cylinder guards fitted as standard, operators are guaranteed class-leading protection to minimize unnecessary downtime.



EXTENDED WORKING RANGE

Adaptable, versatile and flexible to suit precise operator requirements, the SV19vr is the perfect earthmoving solution. With long/short arm and blade configurations, alongside a wide boom swing amplitude (further extending working range) and the option of an additional 50kg counterweight, operators benefit from unmatched efficiency, complete flexibility and impressive excavator performance.

EXTENDABLE UNDERCARRIAGE

The extendable undercarriage, innovative design with shaped steel and reduced clearance between moving parts to prevent soil build-up, substantially improves the operating stability of SV19vr. Fully adaptable to deliver the task in hand.



Extended undercarriage:
1 380 mm




Retracted undercarriage :
980 mm

OUTSTANDING PERFORMANCE




Blending stylish design with unmatched build quality, the SV19vr delivers superior performance in a surprisingly compact package. Operators benefit from a digging force of 11.4/16.7kN (short arm/bucket) and traction force of 12.9kN (first/second speed), with two travelling speeds – either 2.4 or 4.4km/h (with a selector on the blade operation lever and standard auto kickdown travel motors providing upgraded fingertip efficiency). A track frame layout, featuring three bottom rollers, ensures a comfortable and stable ride for the operator.

Powered by Yanmar's ViPPS hydraulic system, the model boasts a double variable displacement piston pump and gear pump (max flow and pressure respectively 52.4 and 220 bar). In addition, the SV19vr comes fitted with a standard proportional auxiliary hydraulic line to power breakers or augers, delivering a flow of 28 l/min at 120 bars pressure..





STYLISH DESIGN, ERGONOMIC LAYOUT



Designed to improve productivity and maximise on-site efficiency, the SV19vr perfectly blends stylish design and user-friendly layout. The cab provides outstanding 360° visibility of the working area, while ergonomically designed control pedals, levers, switch boards and an LCD control interface ensure maximum practicality.

A fully-adjustable seat (premium version as an option) guarantees operator comfort, while excellent air circulation further improves the excavating experience.

BEST-IN- CLASS SAFETY



As with every model in the Yanmar range, safety has been prioritized in the design and development of the SV19vr. Alongside achieving ROPS, TOPS and FOPS I certification for canopy and cabin, the excavator features a whole host of safety-critical technologies to keep the operator safe on site.

Boom LED work light and an orange seatbelt are fitted as standard, while operators can specify a buckle sensor, orange/green beacons, travel alarms and a polycarbonate front protective shield (canopy model) as optional extras. Depending on specific jobsite requirements, customers can fully customize their machine to achieve unmatched levels of safety and productivity.





EASY MAINTENANCE

To minimize the time taken to deliver daily checks and scheduled maintenance, the SV19vr features a number of clever design features. Alongside a wide engine compartment hood offering easy access to the powertrain, the side panels and cabin floor are straightforward to dis-assemble, providing instant access to hydraulic components, the fuel/hydraulic tanks and the radiator.

The battery and fuse box are located in a lockable compartment under the operator's seat, further maximizing safety.



SMARTASSIST-REMOTE

SmartAssist Remote is Yanmar's next-generation fleet management system. Operating the latest in telematics technology, equipment location and status are reported in real time. Standard on the SV19vr, the innovative technology provides total control, allowing fleet managers to keep track of their assets remotely, via a PC or smartphone.

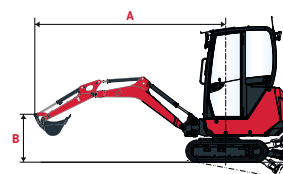
LIFTING CAPACITY



Tipping load, rating over front



Tipping load, rating over side 90°



Cabin, short arm

Blade down										Blade up							
A	Max	3 m		2,5 m		2 m		Max		3 m		2,5 m		2 m			
B	(A=)	≡H□	□	≡H□	□	≡H□	□	≡H□	□	(A=)	≡H□	□	≡H□	□	≡H□	□	
3 m	-	-	-	-	-	-	-	-	-	-	-	-	-	-	-	-	-
2,5 m	2,45	345*	355*	-	-	-	-	-	-	2,45	340*	355*	-	-	-	-	-
2 m	2,94	355*	355*	-	-	325*	325*	-	-	2,94	350*	350*	-	-	320*	320*	-
1,5 m	3,15	320*	320*	330*	330*	345*	345*	330*	330*	3,15	320*	320*	330*	330*	340*	340*	320*
1 m	3,34	285*	285*	320*	320*	410*	410*	560*	560*	3,34	305*	305*	325*	325*	405*	405*	560*
0,5 m	3,39	305*	280*	360*	345*	455*	430*	600*	585*	3,39	305*	290*	360*	355*	455*	420*	600*
0 m	3,33	285*	285*	350*	350*	455*	455*	605*	605*	3,33	290*	290*	355*	355*	465*	465*	605*
-0,5 m	3,19	265*	265*	305*	305*	410*	410*	555*	555*	3,19	265*	265*	315*	315*	410*	410*	555*
-1 m	2,94	255*	255*	-	-	345*	345*	465*	465*	2,94	265*	265*	-	-	345*	345*	485*
-1,5 m	2,48	240*	240*	-	-	-	-	370*	370*	2,48	260*	260*	-	-	-	-	380*

Cabin, long arm

Blade down										Blade up							
A	Max	3 m		2,5 m		2 m		Max		3 m		2,5 m		2 m			
B	(A=)	≡H□	□	≡H□	□	≡H□	□	≡H□	□	(A=)	≡H□	□	≡H□	□	≡H□	□	
3 m	2,38	260*	260*	-	-	-	-	-	-	2,38	265*	265*	-	-	-	-	-
2,5 m	2,95	290*	290*	205*	205*	-	-	-	-	2,95	290*	290*	205*	205*	-	-	-
2 m	3,28	285*	285*	270*	270*	-	-	-	-	3,28	290*	290*	265*	265*	-	-	-
1,5 m	3,74	285*	285*	285*	285*	-	-	-	-	3,74	285*	285*	285*	285*	-	-	-
1 m	3,64	270*	270*	315*	315*	345*	345*	390*	390*	3,64	280*	280*	320*	320*	360*	360*	395*
0,5 m	3,67	260*	260*	350*	350*	430*	430*	585*	585*	3,67	280*	280*	365*	365*	440*	440*	615*
0 m	3,67	255*	255*	375*	350*	490*	455*	650*	630*	3,67	255*	265*	375*	360*	490*	460*	650*
-0,5 m	3,58	245*	245*	355*	330*	480*	445*	650*	610*	3,58	245*	250*	355*	345*	480*	440*	650*
-1 m	3,26	235*	235*	295*	295*	400*	400*	545*	545*	3,26	245*	245*	300*	300*	420*	420*	575*
-1,5 m	2,82	230*	230*	-	-	320*	320*	455*	455*	2,82	235*	235*	-	-	320*	320*	460*

Canopy, short arm

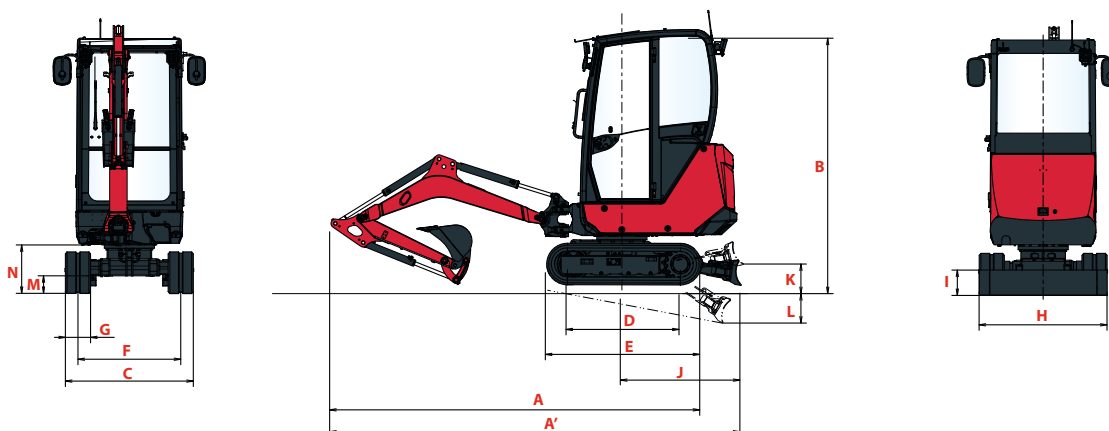
Blade down										Blade up							
A	Max	3 m		2,5 m		2 m		Max		3 m		2,5 m		2 m			
B	(A=)	≡H□	□	≡H□	□	≡H□	□	≡H□	□	(A=)	≡H□	□	≡H□	□	≡H□	□	
3 m	-	-	-	-	-	-	-	-	-	-	-	-	-	-	-	-	-
2,5 m	2,45	345*	355*	-	-	-	-	-	-	2,45	340*	355*	-	-	-	-	-
2 m	2,94	355*	355*	-	-	325*	325*	-	-	2,94	350*	350*	-	-	320*	320*	-
1,5 m	3,15	320*	320*	330*	330*	345*	345*	330*	330*	3,15	320*	320*	330*	330*	340*	340*	320*
1 m	3,34	285*	285*	320*	320*	410*	410*	560*	560*	3,34	305*	260	325*	325*	405*	405*	560*
0,5 m	3,39	305*	280*	360*	345*	455*	430*	600*	585*	3,39	305*	250	360*	300	455*	380	600*
0 m	3,33	285*	285*	350*	350*	455*	455*	605*	605*	3,33	290*	290*	355*	290	465*	390	605*
-0,5 m	3,19	265*	265*	305*	305*	410*	410*	555*	555*	3,19	265*	265*	315*	315*	410*	410*	555*
-1 m	2,94	255*	255*	-	-	345*	345*	465*	465*	2,94	265*	265*	-	-	345*	345*	485*
-1,5 m	2,48	240*	240*	-	-	-	-	370*	370*	2,48	260*	260*	-	-	-	-	380*

Canopy, long arm

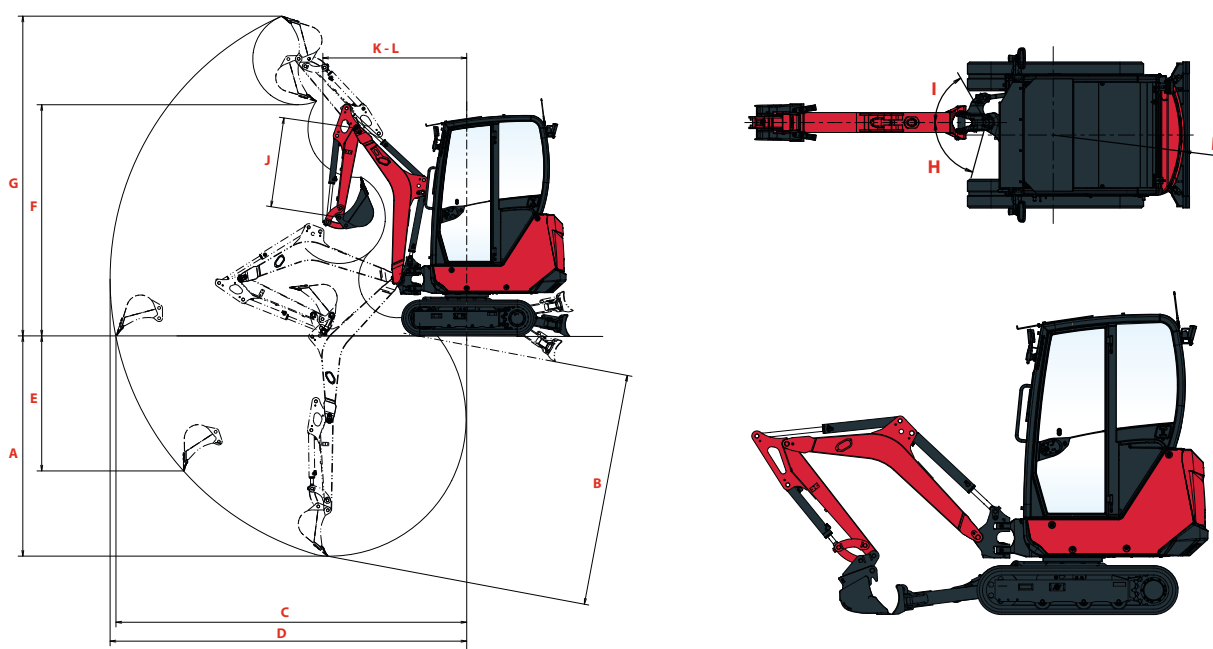
Blade down										Blade up							
A	Max	3 m		2,5 m		2 m		Max		3 m		2,5 m		2 m			
B	(A=)	≡H□	□	≡H□	□	≡H□	□	≡H□	□	(A=)	≡H□	□	≡H□	□	≡H□	□	
3 m	2,38	260*	260*	-	-	-	-	-	-	2,38	265*	265*	-	-	-	-	-
2,5 m	2,95	290*	290*	205*	205*	-	-	-	-	2,95	290*	290*	205*	205*	-	-	-
2 m	3,28	285*	285*	270*	270*	-	-	-	-	3,28	290*	290*	265*	265*	-	-	-
1,5 m	3,61	275*	275*	295*	295*	285*	285*	-	-	3,61	280*	280*	290*	290*	280*	280*	-
1 m	3,61	280*	270*	325*	315*	350*	345*	390*	395*	3,61	280*	225	325*	320*	350*	345*	390*
0,5 m	3,64	265*	265*	355*	340*	450*	420*	590*	585*	3,64	265*	220	355*	345*	450*	435*	590*
0 m	6,61	270*	250*	355*	360*	455*	455*	620*	600*	3,61	260*	255*	355*	290	455*	370	620*
-0,5 m	3,54	250*	245*	345*	330*	430*	465*	595*	605*	3,54	250*	255*	345*	285	430*	355	595*
-1 m	3,27	240*	245*	290*	290*	375*	375*	525*	525*	3,27	240*	240*	290*	290*	405*	405*	525*
-1,5 m	2,82	230*	230*	-	-	320*	320*	455*	455*	2,82	235*	235*	-	-	320*	320*	460*

[The data in this table represents the lifting capacity in accordance with ISO 10567. They do not include the weight of the bucket and correspond to 75% of the maximum static tipping load or 87% of the hydraulic lifting capacity. Data with * are the hydraulic limits of the lifting force.]

DIMENSIONS



A Overall length	3 620 / 3 620 mm	G Track width	230 mm
A' Overall length with blade at the back	3 925 / 3 925 mm 4 205 / 4 205 mm*	H Overall blade width	980 / 1 320 mm***
B Overall height	2 320 / 2 330 mm**	I Overall blade height	235 mm
C Overall width	980 / 1 320 mm***	J Blade distance	1 120 / 1 405 mm*
D Length of track on ground	1 185 mm	K Max. blade height above the ground	255 / 360 mm*
E Undercarriage length	1 560 mm	L Max. blade depth	300 / 410 mm*
F Lane	750 / 1 090 mm***	M Minimum ground clearance	160 mm
		N Ground clearance under counterweight	440 mm



Long blade / long arm configuration

A Max. digging depth – Blade lifted	2 470 / 2 760 mm	G Max. cutting height	3 495 / 3 710 mm
B Max. digging depth – Blade lowered	2 600 / 2 880 mm 2 610 / 2 885 mm*	H Boom swinging base to left	75°
C Max. digging reach on ground	3 855 / 4 135 mm	I Boom swinging base to right	60°
D Max. digging reach	3 910 / 4 185 mm	J Arm length	960 / 1 250 mm
E Max. vertical wall	1 470 / 1 660 mm	K Front turning radius	1 510 / 1 550 mm
F Max. unloading height	2 565 / 2 780 mm	L Front turning radius with boom swing	850 / 875 mm
		M Rear turning radius	1 060 / 1 130 mm

Short arm / **Long arm**

* Short blade / Long blade

** Canopy / Cabin

*** Retracted undercarriage / Extended undercarriage

TECHNICAL SPECIFICATIONS

[WEIGHT +/- 2% (EN-STANDARDS)]

	Canopy		Cabin	
Operating weight (rubber tracks - with operator, quick hitch & bucket)	1 880 kg	0,32 kgf/cm ²	1 970 kg	0,33 kgf/cm ²
Transport weight (rubber tracks - without quick hitch & bucket)	1 750 kg	0,29 kgf/cm ²	1 840 kg	0,31 kgf/cm ²


[ENGINE]

Type	3TNV76-QBVA
Regulation	Stage V
Fuel	Diesel
Net power	13,1 kW (at 2100 rpm)
Gross power	13,5 kW (at 2100 rpm)
Displacement	1,116 liter
Maximum torque	63,4 – 69,2 N.m (1600 +/- 100 rpm)
Cooling	Water-cooling
Starter	12 V - 1,4 kW
Battery	12 V – 45 Ah
Alternator	12 V – 40 A

[HYDRAULIC SYSTEM]

Maximum pressure	220 bar
1 double variable displacement piston pump	2x17,8 l/min
1 gear pump	16,8 l/min
1 gear pump	9,4 l/min

PTO	Measured data at max. engine speed	
	Pressure	Oil flow
1	0 – 150 bar	36 – 22,5 l/min
2	0 – 200 bar	20 – 16,6 l/min

 Oil flow decreases as the pressure increases

[PERFORMANCE]

Travel speed (Low / High)	2,4 / 4,4 km/h
Rotation speed	10 rpm
Digging force (Short arm / Long arm)	11,4 kN / 9,3 kN
Digging force (European bucket)	16,7 kN
Traction force (1st speed / 2nd speed)	12,9 kN / Auto kickdown
Gradeability (climbing ability)	30°
Noise level (2000/14/CE & 2005/88/CE)	LwA : 91 dBA / LpA : 80 dBA

[UNDERCARRIAGE]

Number of slide shoe plate	1
Number of bottom rollers	3
Track tensioning system	Grease adjuster

[CAPACITIES]

Fuel tank	27 liters
Coolant	4,2 liters
Engine oil	3,4 liters
Hydraulic circuit (including hydraulic tank)	34,3 liters
Hydraulic tank	19,5 liters

[MAINTENANCE FREQUENCY]

[Change engine oil and filter: **500 hours**] [Change fuel filter: **250 hours**] [Change hydraulic oil filter: **500 hours**] [Change hydraulic oil: **1000 hours**] [Change hydraulic oil return filter: **500 hours**] [Change cooling fluid: **2000 hours**]

EQUIPMENT

[STANDARD EQUIPMENT]

PERFORMANCE

3TNV76-QBVA Yanmar diesel engine | Stage V compliant | Indirect injection | Air filter clogging indicator | Water separator | Long arm (1 250 mm) | Extendable undercarriage (980-1 320 mm) | Auto kickdown travel motors | Blade with short lifting arms (615 mm) | 3rd auxiliary proportional hydraulic line with joystick control | 2nd travel speed | 1 LED work light on the boom side.

COMFORT & EASE OF USE

LCD operator interface | Heating system (cabin) | Fabric/skai covered, adjustable and reclining seat with medium backrest | Adjustable armrests | Retractable front upper window | Right side sliding window | Transparent front roof area | 1 x 12V electric supply + 2 x 5V USB charging ports | Cup holder | Lockable document box.

SAFETY AND DURABILITY

ROPS / TOPS / FOPS I protection rating canopy & cabin | Access handrails | Orange seatbelt | Evacuation hammer | Support bracket for fire extinguisher | Boom cylinder upper position | Hydraulic hoses routed inside the boom | 4 tie down points on the undercarriage | Bucket, arm and blade cylinder guards.

MISCELLANEOUS

Toolkit | Grease pump | Blue quick connector on battery terminal | Smart Assist Remote.

[OPTIONAL EQUIPMENT]

PERFORMANCE

Short arm (960 mm) | Blade with long lifting arms (891 mm) | 4th auxiliary proportional and adjustable hydraulic line | Hydraulic quick hitch supply line | 1/2 hydraulic circuit (clamshell bucket line) | Flat face hydraulic quick couplers | 2 additional front LED work lights | 1 additional rear LED work light | 1 pluggable LED orange flashing beacon | Additional counterweight (+ 50kg) | Special paint.

COMFORT & EASE OF USE

Premium fabric/skai covered, adjustable and reclining seat with high backrest | Left and right mirrors | Large travel pedals | Radio (AM/FM) | Greasing pump bracket.

SAFETY AND DURABILITY

Bucket and arm cylinders protection | Safety valves for lifting applications | Seatbelt sensor (visual/sound warning) with or without pluggable LED green flashing beacon | Front polycarbonate operator protection shield (canopy) | 4 additional tie down points on the turning frame | Variety of anti-theft systems | Travel alarms.

MISCELLANEOUS

Engine auto idle system | Internal/external battery cut-off removable handles (plastic/steel).

[ATTACHMENTS]

We offer a range of factory fitted attachments to maximize the versatility of your mini excavator. Yanmar offers selected mechanical and hydraulic quick couplers, Powertilt, digging buckets, ditch cleaning buckets, rippers and breakers.



YANMAR



Yanmar Compact Equipment EMEA

GB_SV19VT_1221



www.yanmar.com